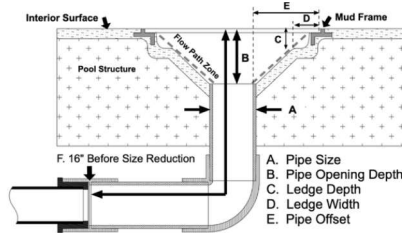


**DIRECTIONS: Read and follow the instructions provided with the product.** Never exceed a SOFA Model flow rating when the pool is in use. SOFA Covers shall only be installed over sumps that meet or exceed the minimum flow path zone defined by: minimum pipe size and sump exit orientation, and the minimum pipe depth. Please see page 2 of 2 for help determining the proper flow rating for any pipe size changes within 16 inches of the pool interior finish. AquaStar SOFA covers are authorized for use over any compatible manufactured or field-built sump (§ 3.5.1). Scan the QR code or visit: [www.aquastarpoolproducts.com/flowcode](http://www.aquastarpoolproducts.com/flowcode) for the most current version of these specifications, instructions, and product information.


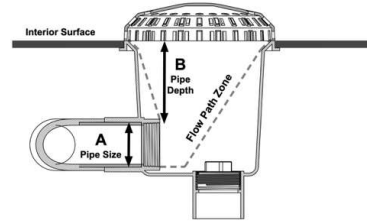
**Cover Model Number:**  
1216xxx



**FIGURE 1:**  
SOFA Model Number Key



**FIGURE 2:**  
Flow Path Zone

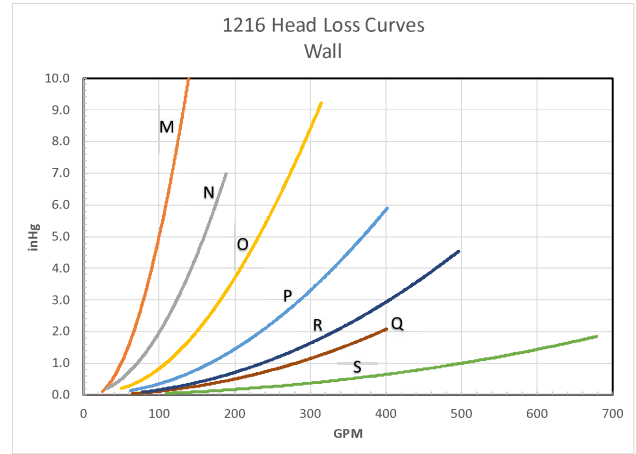
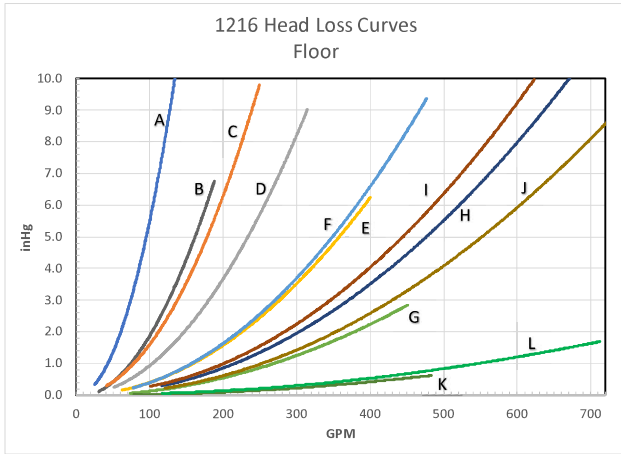


SOFA Model No.	(A) Pipe Size (Nominal)	(B) Pipe Depth (Minimum)	Orientation (Wall / Floor)	Flow Rating (GPM)	Head Loss Curve
1216-12f_A-1.5b_B3_C0.3_D0.7_E3.5_F16	1.5" (b)	3"	Floor (f)	126	A
1216-8f_A-2s_B1.6_C0.4_D0.5_E2.4_F16	2" (s)	1.6"	Floor (f)	150	B
1216-9f_A-2b_B3_C1.6_D0.5_E2.8_F16	2" (b)	3"	Floor (f)	200	C
1216-8f_A-2.5b_B3_C0.4_D0.4_E2.3_F16	2.5" (b)	3"	Floor (f)	250	D
1216-9f_A-3b_B3_C1.6_D0.5_E2.5_F16	3" (b)	3"	Floor (f)	320	E
1216-12f_A-3s_B5.6_C0.3_D0.7_E3_F16	[Sump P/N 12-3SB] 3" (s)	5.6"	Floor (f)	380	F
1216-12f_A-4b_B3_C1.2_D0.625_E3.75_F16	4" (b)	3"	Floor (f)	360	G
1216-9f_A-4b_B9.8_C1.6_D0.5_E1.8_F16	[Sump P/N 12-4SB] 4" (b)	9.8"	Floor (f)	584	H
1216-12f_A-4s_B6_C0.3_D0.7_E3_F16	[Sump P/N 12-3SB] 4" (s)	6"	Floor (f)	500	I
1216-12f_A-4s,2.5b_B6_C0.3_D0.7_E3_F16	[Sump P/N 12-3SB] 4"(s), 2.5" (b)	6"	Floor (f)	626	J
1216-12f_A-6b_B3_C0.3_D0.7_E3_F16	6" (b)	3"	Floor (f)	385	K
1216-12f_A-6b_B10.5_C0.3_D0.7_E3_F16	[Sump P/N 12-6SB] 6" (b)	10.5"	Floor (f)	720	L
1216-12w_A-1.5b_B3_C0.3_D0.7_E3.5_F16	1.5" (b)	3"	Wall (w)	126	M
1216-12w_A-2b_B3_C0.3_D0.7_E3.5_F16	2" (b)	3"	Wall (w)	150	N
1216-12w_A-2.5b_B3_C0.3_D0.7_E4.7_F16	2.5" (b)	3"	Wall (w)	250	O
1216-12w_A-3b_B3_C0.3_D0.7_E4.2_F16	3" (b)	3"	Wall (w)	320	P
1216-12w_A-4b_B3_C1.2_D0.7_E3.75_F16	4" (b)	3"	Wall (w)	320	Q
1216-9w_A-4b_B9.8_C1.6_D0.5_E1.8_F16	[Sump P/N 12-4SB] 4" (b)	9.8"	Wall (w)	400	R
1216-12w_A-6b_B10.5_C0.3_D0.7_E3_F16	[Sump P/N 12-6SB] 6" (b)	10.5"	Wall (w)	540	S

Note 1: "SOFA Model No" nomenclature; bottom pipe = (b), side pipe = (s). See Fig 1 for capital letters A through E

Note 2: Head loss inHg is measured 16 to 24 inches from the finish surface of the pool. Reference Fig 1 dimension F.

Note 3: [Sump P/N 12-xSB] are the part numbers marked inside these manufactured Sump Buckets. Use of these sumps is not required. Installing 1216xxx covers on field-built sumps is permitted. To order 1216xxx product with these sumps, please see the catalog or visit [www.aquastarpoolproducts.com](http://www.aquastarpoolproducts.com).



**Order Part Number:**  
1216xxx



16" Cover for 12" Retrofit  
and New Construction

**Order Part Number:**  
1216xxxF



Cover with  
AquaStar Sump

**Order Part Number:**  
1216xxxSSB



Cover with  
AquaStar Sump



**Flow Rating Determination for SOFA with Pipe Size Changes within the F limits**

AquaStar installation instructions allow the suction pipe sizes to increased or decrease within the F limit. When this is done, the SOFA flow rating is based on the smaller of the two pipe sizes. (§ 3.5.1.1).

- **Reduced Pipe Size:** When there is a reduction in pipe size within 16" as defined by the F limits, the flow rating for the SOFA shall be based on a smaller pipe size that is listed in the specifications table.
- **Increased Pipe Size:** When the pipe size is increased within the F limits, the rating for the SOFA does not increase, the SOFA rating shall be based on a smaller pipe size listed in the specifications table.