

Multi-Color Options



NATURAL WHITE
C10




BISCOTTI
C20




BONE WHITE
C30



OYSTER WHITE
C40



SUNRISE GREY
C50




LIMESTONE
C60




DOVE GREY
C70



LITE GREY
C80



TUDOR GREY
C90




CONCRETE GREY
C100



CALIFORNIA SMOKE
C110



SMOKE
C120



PEWTER GREY
C130



TWEED GREY
C140



FORT WORTH GREY
C150



DARK GREY
C160



IVORY
C170




TEA + CREAM
C180




BUFF
C190



CLAY
C200




KAHLUA
C210



FRAN TAN
C220



PUTTY
C230




ALMOND
C240




SANDSTONE
C250




SUN BUFF
C260



WHEAT
C270



INDIAN WHEAT
C280




SAHARA SAND
C290



HOUSTON TAN
C300



DESERT WIND
C310



DALLAS ROCK
C320




COLONIAL TAN
C330



MISSION TAN
C340



ROCKY ROAD
C350




DESERT CLAY
C360



NEVADA SAND
C370



BRICK RED
C380



TERRA COTTA
C390



COCOA
C400

The appearance of the colors on this chart may be affected by the type and quality of the light and angle from which it is viewed. The colors may also shift by batch, with age, exposure to heat and exposure to UV light. In addition, the texture and absorption of the surface to be coated may affect the appearance of the color in the finished project. We strongly recommend the creation of a job site sample panel before application. For warranty information, please visit our website.