


XA-70 Grande Accent Light DESIGNER PLUS



PROJECT

CATALOG #

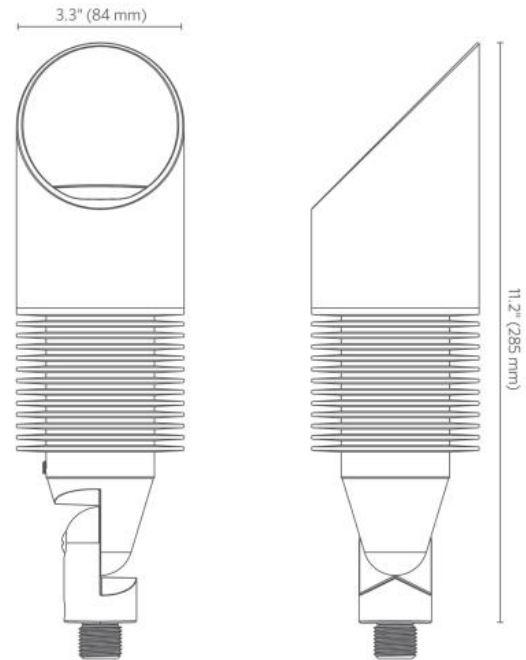
TYPE

NOTES

The new Exa Collection offers high-output performance with low-voltage simplicity. Combining light output of 1,000 lumens with top-tier integrated LED technology, the XA-70 Grande Accent Light offers three precision beam angle options, two correlated color temperatures, and multiple mounting orientations. Featuring a patent-pending adjustable body, robust mechanical seals, and an IP66/IP67 rating, flexibility and durability are no longer a trade-off.

Quick Facts

- Die-cast aluminum with two-layer anodization and a TGIC powder-coat finish
- Cree® integrated LED up to 1,000 lumens
- Two correlated color temperature (CCT) options: 2,700K and 3,000K
- Three beam angle options: 20°, 40°, 60°
- Available with ground stake or Mini J-Box (MJB)
- Compatible with Luxor® Technology
- Input Voltage: 10 to 15 V



XA-70 Grande Accent Light SPECIFICATIONS

Output	H1*	ZDC**
Total Lumens (lm)	1,062	450-1,000
Input Voltage	10 to 15V	11 to 15V
Input Power (W)	18.0	21.0
Power Consumption (VA)	23.0	25.0
Efficacy (Lumens/Watt)	59	47
Color Rendering Index (CRI)	84	-
Maximum Candela (cd)		
Spot (20°)	3,600	-
Flood (40°)	2,058	-
Wide Flood (50°)	-	1,262
Wide Flood (60°)	1,013	-
Luxor Compatibility		
Default	Zoning	Zoning
ZD Option	Zoning/Dimming	Zoning/Dimming
ZDC Option	-	Zoning/Dimming/Color
Minimum Rated Life (L70)	72,000 hrs	55,000 hrs

*Measured using the 3,000k CCT option with a Flood (40°) beam angle. See ies files for additional photometry data.

**Measured with all four colors turned on at 100%

XA-70 Grande Accent Light SPECIFICATIONS

FX Luminaire

FX Luminaire is an industry-leading manufacturer of landscape and architectural lighting products with a focus on the advancement of LED technology and digital lighting control with zoning, dimming, and color adjustment capabilities. We offer a full spectrum of specification-driven lighting fixtures that can be utilized to create elegant, cutting-edge landscape lighting systems for commercial or residential applications. Our products are available exclusively via our extensive professional distributor network.

Materials

Die-cast A380 aluminum housing and shield with stainless steel hardware. Die-cast zinc/ aluminum alloy knuckle.

LED

Integrated module with Cree LEDs. Gold-plated connectors and potted driver for maximum reliability and corrosion resistance. Proprietary onboard intelligent driver uses firmware-controlled temperature regulation, maximizing LED life.

Optics

Color temperature and beam angle defined by part number. Both components are serviceable with parts ordered separately.

NEMA Type

4 H x 4 V

Threads

1/2"-14 NPSM

Dimming

Primary: Consult transformer specifications Secondary: Luxor® control or a trailing-edge (reverse phase-cut) dimmer.

Adjustability

Compress-and-lock features prevent slip after installation. Offers 9° increments of adjustability over 220° of vertical alignment.

Configuration

Integral driver.

Finish

Two-layer protection of sulfuric acid anodization and polyester TGIC powder-coat finish, providing superior outdoor weathering in all conditions. Tested to ASTM standards.

Hardware

Stainless steel angle lock screw and set screw. Includes 10" (254 mm) ABS slotted ground spike or Mini-Junction Box.

Wiring

18 AWG (1 mm); SPT-1W; 220°F (105°C); 300 V; 10' (3 m) length, measured from the light aperture. International ("e") length is shorter.

Sockets

Nonreplaceable Molex® connector with Moisture Block™ Technology to prevent moisture from wicking up into sealed areas of the luminaire.

Power

Input 10–15 Vac/dc, 50/60 Hz. for white, and 11–15 Vac, 50/60 Hz. for RGBW (ZDC). Remote transformer required (specify separately).

Housing

Die-cast aluminum housing with potted driver board and capacity for H1 and ZDC integrated LEDs.

Glare Control

Die-cast, threaded aluminum shield with 45° cutoff and O-ring seal.

Weight

3.5 lb / 1.6 kg

Lens

Tempered glass lens with shock resistance and high tolerance for thermal expansion and stress.

International Compliance

Compliant per IEC 60598-1 and IEC 60598-2-4 by selecting the "e" version.

Ambient Operating Temperature

0°F to 140°F (-18°C to 60°C)

Sustainability

Innovation meets conservation in the design and manufacturing of our products. Where we can, we use recycled materials while maintaining superior functionality. Our LED products provide high-quality light at optimal energy efficiency, lifespan, and durability.

Installation Requirements

Designed for installation in either upward or downward directions.

Control

ZD or ZDC options utilize Luxor® Technology to zone light fixtures in up to 250 groups, dim each group in 1% increments between 0 and 100%, or change to one of 30,000 colors with RGBW LEDs. Select the ZD option for zoning/dimming or ZDC for zoning/dimming/color. Standard fixture is zoneable with Luxor.

Manufacturing

ISO 9001:2015 certified facility








Warranty

10-year limited warranty

Listings



XA-70 Grande Accent Light ORDERING INFORMATION

FixtureControl		Power	Color Temp	Beam Angle	Compliance	Mounting	Finish
XA-70	[Default] Zone with Luxor, On/Off, Phase Dimmable	H1 18.0 W / 23.0 VA	W Warm (2700K)	SP Spot (20°)	[Default] North America (UL Listed)	[default] Ground Stake	BZ Bronze Metallic 
	ZD Zone/Dim with Luxor	[default ZDC option] 21.0 W / 25.0 VA	S Soft (3000K)	FL Flood (40°)	E International (CE Certified)	MJ Mini-Junction Box	FB Black 
	ZDC Zone/Dim/Color with Luxor		[Default] RGBW, ZDC Option Required	WF Wide Flood (60°)			WI Weathered Iron 
				[default ZDC option] Wide Flood (50°)			DG Desert Granite 
							SB Sedona Brown 
							FW Flat White 
							SV Silver 



EXAMPLE FIXTURE CONFIGURATION: XA-70-XX-XX-X-X-XX-XX

XA-70, H1, Spot - Illuminance at a Distance

Distance	Center Beam fc	Beam Width	
Feet (Meters)	Foot-Candles (Lux)	Vertical : 24 °	Horizontal : 24 °
10.0' (3.0 m)	36 fc (388 lx)	4.3' (1.3 m)	4.3' (1.3 m)
20.0' (6.1 m)	9 fc (97 lx)	8.6' (2.6 m)	8.6' (2.6 m)
30.0' (9.1 m)	4 fc (43 lx)	12.8' (3.9 m)	12.9' (3.9 m)
40' (12.2 m)	2.3 fc (24 lx)	17.1' (5.2 m)	17.2' (5.2 m)
50' (15.2 m)	1.4 fc (16 lx)	21.4' (6.5 m)	21.4' (6.5 m)

XA-70, H1, Flood - Illuminance at a Distance




























Distance	Center Beam fc	Beam Width	
Feet (Meters)	Foot-Candles (Lux)	Vertical : 39 °	Horizontal : 40 °
10.0' (3.0 m)	16.5 fc (177 lx)	7.1' (2.2 m)	7.2' (2.2 m)
20.0' (6.1 m)	4.1 fc (44 lx)	14.2' (4.3 m)	14.3' (4.4 m)
30.0' (9.1 m)	1.8 fc (20 lx)	21.3' (6.5 m)	21.5' (6.6 m)
40' (12.2 m)	1 fc (11 lx)	28.4' (8.7 m)	28.7' (8.7 m)
50' (15.2 m)	0.7 fc (7 lx)	35.5' (10.8 m)	35.9' (10.9 m)

XA-70, H1, Wide Flood - Illuminance at a Distance

Distance	Center Beam fc	Beam Width	
Feet (Meters)	Foot-Candles (Lux)	Vertical : 53 °	Horizontal : 59 °
10.0' (3.0 m)	10.1 fc (109 lx)	10' (3 m)	11.3' (3.4 m)
20.0' (6.1 m)	2.5 fc (27 lx)	20' (6.1 m)	22.6' (6.9 m)
30.0' (9.1 m)	1.1 fc (12 lx)	30' (9.1 m)	33.9' (10.3 m)
40' (12.2 m)	0.6 fc (7 lx)	39.9' (12.2 m)	45.2' (13.8 m)
50' (15.2 m)	0.4 fc (4 lx)	49.9' (15.2 m)	56.5' (17.2 m)












XA-70 Grande Accent Light ORDERING INFORMATION

MOUNTING OPTIONS: Specify Separately

Mounts	Catalog No.		Mounts	Catalog No.	
Long Slot Spike	250015840000		Three-Prong Spike	250020020000	
Lock Ring	250030410000SP		Straight Coupling	COUP-XX*	
CE Certified Spike	eKitSpike		90° Coupling	ELBW-050-XX*	
Gutter Mount	GM-SS		Ground Mount with 1/2" Thread	GM-XX*	
Line Mount	LNМ		Mini J-Box for 1/2" Thread	MJB-050-XX*	
Mini Mount	MM-050-XX*		ProAim® Ratcheting Spike	PARS	
Post Mount	PM-XX*		Riser, Straight	S-Riser	
Super J-Box Spike	SJ-XX*		TreeBox® Mount with 1/2" Thread	TB-XX*	
T-Mount Coupling with 1/2" Thread	TMNT-050-XX*		Tree Ring Junction Box, LL-Style Conduit Body	TR-JB-LL-XX*	
Tree Ring Junction Box, T-Style Conduit Body	TR-JB-T-XX**		Tree Ring	TR-YY*-6P-XX*	
VersaBox® Mount with 1/2" Thread	VB-050-XX*		Variable Height Riser for Up Lights	VHR-UL	
Single-Gang Wall Plate with 1/2" Thread	WP-1G-050-XX*		Round Wall Plate with 1/2" Thread	WP-RD-050-XX*	
1.0" (25 mm) Copper Riser for GT Path Light	YY*-R-GT-XX*		Sign Light Riser, Aluminum	YY*-R-SL-XX*	
Aluminum Riser, 3/4" Diameter	YY*-R-XX*				








XA-70 Grande Accent Light ORDERING INFORMATION

LENS OPTIONS: Specify Separately

Lenses	Catalog No.		Lenses	Catalog No.	
Optics Kit, Exa Collection, ZDC-6	KITOPEXAZDC		Optics Kit, H1, Flood for Exa Directional and In-Grade Lights	KITOPXB35H1FL	
Optics Kit, H1, Spot for Exa Directional and In-Grade Lights	KITOPXB35H1SP		Optics Kit, H1, Wide Flood for Exa Directional and In-Grade Lights	KITOPXB35H1WF	
BLUE DICHROIC LENS 3.0" (76 mm)	LENS-76-BLU		FROSTED LENS 3.0" (76 mm)	LENS-76-FRST	
HEX BAFFLE 3.0" (76 mm)	LENS-76-HEX		RED DICHROIC LENS 3.0" (76 mm)	LENS-76-RED	
LINEAR SPREAD LENS 3.0" (76 mm)	LENS-76-SPRL		SOLITE SPREAD LENS 3.0" (76 mm)	LENS-76-SPRS	
GREEN DICHROIC LENS 3.0" (76 mm)	LENS-76GRN				




XA-70 Grande Accent Light ORDERING INFORMATION

POWER OPTIONS: Specify Separately

Power	Catalog No.		Power	Catalog No.	
Low-Voltage Dimmer	DIM-LV		Luxor CUBE- Low-voltage	LCM-LV	
Mini Plug-In Transformer, 30 W	MT-30W		Step-Down Transformer, Dimmable (120 V to 12 V)	ST-120-DIM	
Step-Down Transformer (120V to 12V)	ST-HV		Step-Down Transformer, UV (120/277 V to 12 V)	ST-UV	
Surge Protection Module	SURGE-MOD				

XA-70 Grande Accent Light ORDERING INFORMATION

SPLICING OPTIONS: Specify Separately

Splicing	Catalog No.		Splicing	Catalog No.	
Brass Lug Wire Connectors, 2-pack	WCHSBS2		Brass Lug Wire Connectors, 50-item Bulk Pack	WCHSBS50	
Heat Shrink Wire Connectors, 20-pack, Medium	WCHSMD20		Heat Shrink Wire Connectors, 20-pack, Small	WCHSSM20	